

Airwatch Device Enrollment - iPads or iPhones

All employees, including QRV drivers, Providers, and Compliance personnel, need to follow the re-enrollment process below from their iPad or iPhone by first navigating to the URL below:

From your iPad or iPhone

- <https://verida.com/mdm/> and click the link under the Enroll statement
- OR click this link: <https://ds22.airwatchportals.com/DeviceManagement/Enrollment/GroupIdentifier>

Enter the group ID as follows, do not enter spaces: See example enrollment images below

- **Providers use:** PDEP
- **AR QRV use:** ARQRV
- **QRV use:** QRVDivers
- **Verida Employees use:** Corp
- **Providers using their own device, BYOD:** Need to install the “Verida Driver App” directly from the App Store or using this URL: <https://apps.apple.com/us/app/verida-driver-app/id1670462162>

For the Username, enter the device asset tag number that is located on the back of the device.

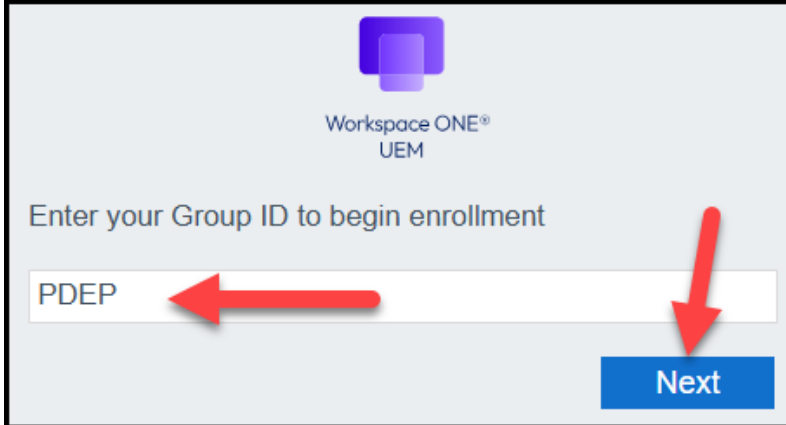
The password is: psw<asset tag number>

For Example:

- **For asset tag # 1000**
- **The username would be:** 1000
- **The password would be:** psw1000

1. Click the blue “Download Profile” button
2. Click “Allow”
3. Click the blue button that shows “Tap here when download finishes” to see instructions to complete
4. Go to Settings on your device
5. Then tap the “Profile Downloaded” or “Install Downloaded Profile” located near the top/middle of the screen
6. Tap “Install” located at the top right corner
7. Tap Install button at the bottom of the screen
8. Tap Install, located at the top right corner of the screen
9. Tap the red “Trust” if prompted
10. Tap “Done” located in the top right corner of the screen
11. Setup is complete and the apps will download to the device in a few minutes and can be used.

See example below

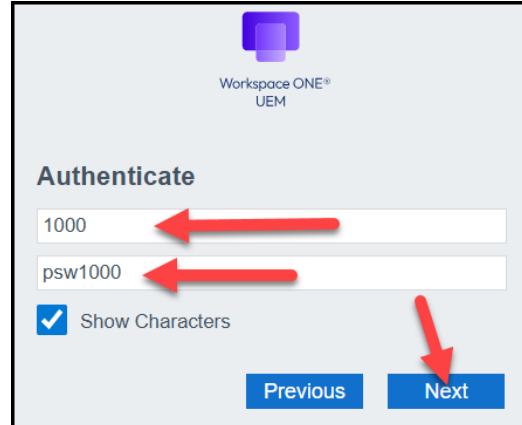


Workspace ONE®
UEM

Enter your Group ID to begin enrollment

PDEP

Next



Workspace ONE®
UEM

Authenticate

1000

psw1000

☒ Show Characters

Previous Next



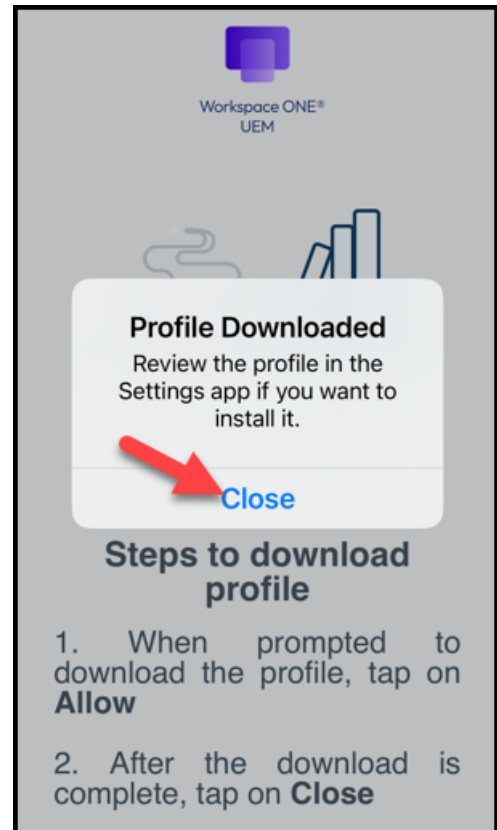
Workspace ONE®
UEM

Enable Device Management

Download and install "Workspace Services"
profile to ensure your device is secure.

Download Profile

Enrollment Support



Workspace ONE®
UEM

Profile Downloaded

Review the profile in the
Settings app if you want to
install it.

Close

Steps to download
profile

1. When prompted to
download the profile, tap on
Allow
2. After the download is
complete, tap on **Close**

